

1. Summary of the contamination and progress:

Table 1.1: Contamination:

Open Hazard:

| Type of Hazard | Dangerous Area | Ammunition Dump | Battlefield | Confrontation Area | Minefield | Previous Ambush Area | Stockpile | LIS SHA | UXO Spot | Total |
|----------------|----------------|-----------------|-------------|--------------------|-----------|----------------------|-----------|---------|----------|-------|
| Running Total | 2 | 7 | 129 | 23 | 238 | 4 | 31 | 54 | 185 | 673 |

Closed Hazard:

| Type of Hazard | Dangerous Area | Ammunition Dump | Battlefield | Confrontation Area | Minefield | Previous Ambush Area | Stockpile | LIS SHA | UXO Spot | Total |
|----------------|----------------|-----------------|-------------|--------------------|-----------|----------------------|-----------|---------|----------|--------|
| August | 0 | 0 | 0 | 0 | 0 | 0 | 0 | 0 | 46 | 46 |
| Year 2017 | 0 | 1 | 23 | 1 | 25 | 0 | 9 | 1 | 994 | 1,054 |
| Running Total | 50 | 515 | 149 | 489 | 1,309 | 38 | 115 | 318 | 11,656 | 14,639 |

Table 1.2: Area Released (sqm):

| Period | EOD | BAC Sub Surface | BAC Surface | Battle Area Released | Cancelled | Manual Mine Clearance | Mechanical Mine Clearance | Mine Detection Dogs (MDD) | Mined Area Released | Cancelled NTS | Total Area Released |
|---------------|-----------|-----------------|-------------|----------------------|-----------|-----------------------|---------------------------|---------------------------|---------------------|---------------|---------------------|
| August | 1 | 301,745 | 120,679 | 422,425 | 0 | 4,648 | 0 | 22,283 | 26,931 | 0 | 449,356 |
| Year 2017 | 6,817 | 1,754,894 | 4,847,122 | 6,608,833 | 0 | 307,875 | 524,481 | 192,387 | 1,024,743 | 1,907,198 | 9,540,774 |
| Running Total | 2,859,357 | 19,824,291 | 38,052,874 | 60,736,522 | 1,201,473 | 8,254,911 | 23,022,446 | 4,698,177 | 37,177,007 | 1,087,124,283 | 1,185,037,811 |

Table 1.3: Devices Destroyed:

| Period | AP | AT | UXO | SAA |
|---------------|--------|-------|---------|-----------|
| August | 1 | 0 | 1570 | 578 |
| Year 2017 | 493 | 24 | 25,047 | 283,964 |
| Running Total | 31,746 | 5,759 | 927,407 | 3,295,703 |

Table 1.4: Casualties:

| Period | Killed | | | | | | Injured | | | | | | Total |
|---------------|--------|-------|------|-------|---------------|-------|---------|-------|------|-------|---------------|-------|-------|
| | Men | Women | Boys | Girls | Not Specified | Total | Men | Women | Boys | Girls | Not Specified | Total | |
| August | 0 | 0 | 0 | 0 | 0 | 0 | 0 | 0 | 0 | 0 | 0 | 0 | 0 |
| Year 2017 | 0 | 0 | 4 | 2 | 0 | 6 | 4 | 3 | 23 | 4 | 0 | 34 | 40 |
| Running Total | 455 | 110 | 171 | 48 | 582 | 1,366 | 1,489 | 225 | 474 | 103 | 1,302 | 3,593 | 4,959 |

Table 1.5: MRE:

| Period | Boys | Girls | Men | Women | Total |
|---------------|-----------|---------|---------|---------|-----------|
| August | 8,509 | 7,935 | 6,066 | 7,028 | 29,538 |
| Year 2017 | 68,771 | 61,598 | 43,301 | 45,276 | 218,946 |
| Running Total | 1,166,672 | 841,345 | 795,954 | 617,125 | 3,421,096 |

Table 1.6: Road Opened (km):

| Period | Road Assessed | Road Verified | Road Opened |
|---------------|---------------|---------------|-------------|
| August | 0 | 0 | 0 |
| Year 2017 | 180 | 85 | 265 |
| Running Total | 23,762 | 4,076 | 28,263 |



**United Nations Mine Action Service – South Sudan
IMSMA Monthly Report-August 2017**



Table 1.7: EDD Search Operations:

| Period | Baggage | Building | Open Area | Vehicles | Other |
|---------------|---------|----------|-----------|----------|--------|
| August | 10,557 | 0 | 0 | 6,033 | 2,662 |
| Year 2017 | 66,758 | 56 | 0 | 42,012 | 30,071 |
| Running Total | 175,107 | 1,618 | 600 | 72,387 | 37,063 |

Table 1.8: Safety Briefing to UNMISS Staff:

| Period | Men | Women | Total |
|---------------|-------|-------|-------|
| August | 193 | 80 | 273 |
| Year 2017 | 1,165 | 367 | 1,532 |
| Running Total | 5,220 | 1,332 | 6,552 |

Contacts:

1. Richard BOULTER (Richardbo@unops.org)
2. Tim Lardner (TimL@unops.org)

2. Detailed Report on Mine Action Activities in Sudan

Table 2.1: Area Released by year:

| Year | FOD | BAC Sub Surface | BAC Surface | Battle Area Released | Cancelled | Manual Mine Clearance | Mechanical Mine Clearance | Mine Detection Dogs (MDD) | Mined Area Released | Cancelled NTS | Total Area Released |
|--------------|------------------|-------------------|-------------------|----------------------|------------------|-----------------------|---------------------------|---------------------------|---------------------|----------------------|----------------------|
| A | B | C | D | E | F | G | H | I | J | K | L |
| 2004 | 3,091 | 0 | 143,006 | 146,097 | 0 | 22,481 | 0 | 0 | 22,481 | 0 | 168,578 |
| 2005 | 706 | 0 | 519,978 | 520,684 | 0 | 479,237 | 0 | 0 | 479,237 | 0 | 999,920 |
| 2006 | 2,259 | 273,295 | 5,161,955 | 5,437,509 | 0 | 854,222 | 305,637 | 214 | 1,160,073 | 0 | 6,597,582 |
| 2007 | 732 | 811,001 | 2,202,814 | 3,014,547 | 0 | 1,620,866 | 402,574 | 203,193 | 2,226,633 | 0 | 5,241,180 |
| 2008 | 3,317 | 940,821 | 4,509,565 | 5,453,703 | 0 | 1,844,426 | 603,078 | 686,066 | 3,133,570 | 0 | 8,587,273 |
| 2009 | 10,902 | 1,329,853 | 2,966,421 | 4,307,176 | 184,439 | 494,267 | 2,230,782 | 728,498 | 3,637,986 | 987,746,090 | 995,691,252 |
| 2010 | 3,183 | 1,344,536 | 2,078,996 | 3,426,715 | 309,733 | 994,707 | 1,956,217 | 588,227 | 3,848,884 | 35,461,437 | 42,737,036 |
| 2011 | 24,673 | 674,807 | 4,472,122 | 5,171,602 | 62,568 | 229,123 | 2,051,967 | 279,548 | 2,623,206 | 642,673 | 8,437,481 |
| 2012 | 6,915 | 1,686,715 | 1,164,132 | 2,857,762 | 31,329 | 325,277 | 3,331,331 | 511,891 | 4,199,828 | 21,785,160 | 28,842,750 |
| 2013 | 2,700,186 | 2,162,852 | 915,111 | 5,778,149 | 301,080 | 176,586 | 3,371,936 | 481,767 | 4,331,369 | 16,993,833 | 27,103,351 |
| 2014 | 5,600 | 1,866,318 | 3,698,331 | 5,570,249 | 96,019 | 222,538 | 2,148,327 | 249,076 | 2,715,960 | 1,037,552 | 9,323,761 |
| 2015 | 88,766 | 2,174,080 | 2,218,297 | 4,481,143 | 144,905 | 375,428 | 4,205,169 | 400,413 | 5,125,915 | 4,384,038 | 13,991,096 |
| 2016 | 2,210 | 4,805,119 | 3,155,024 | 7,962,353 | 71,399 | 307,879 | 1,890,947 | 376,897 | 2,647,121 | 17,166,302 | 27,775,777 |
| 2017 | 6,817 | 1,754,894 | 4,847,122 | 6,608,833 | 0 | 307,875 | 524,481 | 192,387 | 1,024,743 | 1,907,198 | 9,540,774 |
| Total | 2,859,357 | 19,824,291 | 38,052,874 | 60,736,522 | 1,201,473 | 8,254,911 | 23,022,446 | 4,698,177 | 37,177,007 | 1,087,124,283 | 1,185,037,811 |

Table 2.2: Area Released by State:

| Period | State | EOD | BAC Sub Surface | BAC Surface | Battle Area Released | Cancelled | Manual Mine Clearance | Mechanical Mine Clearance | Mine Detection Dogs (MDD) | Mined Area Released | Cancelled NTS | Total Area Released |
|--------------|----------------------|-------------------|-------------------|-------------------|----------------------|------------------|-----------------------|---------------------------|---------------------------|----------------------|----------------------|---------------------|
| August | West Bahr El Ghazal | 0 | 0 | 0 | 0 | 0 | 0 | 0 | 0 | 0 | 0 | 0 |
| | West Equatoria | 0 | 0 | 0 | 0 | 0 | 0 | 0 | 0 | 0 | 0 | 0 |
| | Upper Nile | 0 | 0 | 0 | 0 | 0 | 0 | 0 | 0 | 0 | 0 | 0 |
| | Lakes | 0 | 0 | 0 | 0 | 0 | 0 | 0 | 0 | 0 | 0 | 0 |
| | North Bahr El Ghazal | 0 | 0 | 0 | 0 | 0 | 0 | 0 | 0 | 0 | 0 | 0 |
| | Warrap | 0 | 0 | 0 | 0 | 0 | 0 | 0 | 0 | 0 | 0 | 0 |
| | East Equatoria | 1 | 0 | 0 | 1 | 0 | 0 | 0 | 0 | 0 | 0 | 1 |
| | Unity | 0 | 61,000 | 120,679 | 181,679 | 0 | 640 | 0 | 22,283 | 22,923 | 0 | 204,602 |
| | Jonglei | 0 | 0 | 0 | 0 | 0 | 1,230 | 0 | 0 | 1,230 | 0 | 1,230 |
| | Central Equatoria | 0 | 240,745 | 0 | 240,745 | 0 | 2,778 | 0 | 0 | 2,778 | 0 | 243,523 |
| Total | 1 | 301,745 | 120,679 | 422,425 | 0 | 4,648 | 0 | 22,283 | 26,931 | 0 | 449,356 | |
| Year 2017 | West Bahr El Ghazal | 0 | 0 | 675,020 | 675,020 | 0 | 0 | 0 | 0 | 0 | 0 | 675,020 |
| | West Equatoria | 1 | 0 | 0 | 1 | 0 | 0 | 0 | 0 | 0 | 0 | 1 |
| | Upper Nile | 13 | 27,973 | 14,330 | 42,316 | 0 | 3,391 | 0 | 0 | 3,391 | 0 | 45,707 |
| | Lakes | 0 | 860 | 780 | 1,640 | 0 | 11,831 | 0 | 0 | 11,831 | 25,133 | 38,604 |
| | North Bahr El Ghazal | 0 | 0 | 0 | 0 | 0 | 0 | 0 | 0 | 0 | 505,988 | 505,988 |
| | Warrap | 0 | 0 | 0 | 0 | 0 | 0 | 0 | 0 | 0 | 0 | 0 |
| | East Equatoria | 1 | 0 | 0 | 1 | 0 | 0 | 0 | 0 | 0 | 0 | 1 |
| | Unity | 24 | 277,723 | 504,911 | 782,658 | 0 | 206,319 | 0 | 192,387 | 398,706 | 78,000 | 1,259,364 |
| | Jonglei | 0 | 124,343 | 145,810 | 270,153 | 0 | 16,329 | 0 | 0 | 16,329 | 1,147,762 | 1,434,244 |
| | Central Equatoria | 6,778 | 1,323,995 | 3,506,271 | 4,837,044 | 0 | 70,005 | 524,481 | 0 | 594,486 | 150,315 | 5,581,845 |
| Total | 6,817 | 1,754,894 | 4,847,122 | 6,608,833 | 0 | 307,875 | 524,481 | 192,387 | 1,024,743 | 1,907,198 | 9,540,774 | |
| Total | West Bahr El Ghazal | 2,522,904 | 886,644 | 2,823,908 | 6,233,456 | 106,675 | 543,045 | 262,369 | 218,772 | 1,130,861 | 975,954,761 | 983,319,078 |
| | West Equatoria | 281 | 1,441,546 | 632,390 | 2,074,217 | 107,520 | 92,200 | 1,075,297 | 69,059 | 1,344,076 | 361,470 | 3,779,762 |
| | Upper Nile | 877 | 1,970,735 | 8,756,645 | 10,728,257 | 207,159 | 799,529 | 1,088,411 | 924,519 | 3,019,618 | 7,904,179 | 21,652,054 |
| | Lakes | 323 | 286,767 | 916,006 | 1,203,095 | 28,834 | 99,652 | 75,450 | 16,080 | 220,016 | 1,032,653 | 2,455,764 |
| | North Bahr El Ghazal | 4,327 | 250,242 | 486,933 | 741,502 | 0 | 1,652 | 24,558 | 0 | 26,210 | 1,507,209 | 2,274,921 |
| | Warrap | 180 | 11,551 | 119,751 | 131,482 | 0 | 494 | 0 | 0 | 494 | 13,065,104 | 13,197,080 |
| | East Equatoria | 86,083 | 3,589,715 | 2,852,301 | 6,528,099 | 460,174 | 1,316,851 | 6,292,569 | 672,294 | 8,741,888 | 28,067,200 | 43,337,187 |
| | Unity | 73 | 1,633,035 | 1,318,633 | 2,951,741 | 0 | 311,288 | 157,050 | 545,245 | 1,013,583 | 13,875,638 | 17,840,962 |
| | Jonglei | 3,135 | 765,660 | 1,187,733 | 1,956,528 | 0 | 168,728 | 196,782 | 63,540 | 429,050 | 6,550,660 | 8,936,238 |
| | Central Equatoria | 241,174 | 8,988,396 | 18,958,575 | 28,188,144 | 291,110 | 4,921,473 | 13,849,960 | 2,188,668 | 21,251,211 | 38,805,409 | 88,244,764 |
| Total | 2,859,357 | 19,824,291 | 38,052,874 | 60,736,522 | 1,201,473 | 8,254,911 | 23,022,446 | 4,698,177 | 37,177,007 | 1,087,124,283 | 1,185,037,811 | |

Table 2.3: Area Released by Organization Year 2017

| Organizations Month | EOD | BAC Sub Surface | BAC Surface | Total BAC | ITS Cancelled | Manual | Mechanical | MDD | Total Mined Area | NTS Cancelled | Area Released |
|------------------------------|--------------|------------------|------------------|------------------|---------------|----------------|----------------|----------------|------------------|------------------|------------------|
| Mine Advisory Group | 0 | 678,820 | 8,070 | 686,890 | 0 | 2,531 | 34,443 | 0 | 36,974 | 0 | 723,864 |
| Jan-17 | 0 | 20,540 | 0 | 20,540 | 0 | 342 | 0 | 0 | 342 | 0 | 20,882 |
| Feb-17 | 0 | 32,886 | 0 | 32,886 | 0 | 850 | 0 | 0 | 850 | 0 | 33,736 |
| Mar-17 | 0 | 106,425 | 0 | 106,425 | 0 | 89 | 0 | 0 | 89 | 0 | 106,514 |
| Apr-17 | 0 | 33,741 | 0 | 33,741 | 0 | 204 | 0 | 0 | 204 | 0 | 33,945 |
| May-17 | 0 | 36,331 | 8,070 | 44,401 | 0 | 878 | 0 | 0 | 878 | 0 | 45,279 |
| Jun-17 | 0 | 98,180 | 0 | 98,180 | 0 | 168 | 0 | 0 | 168 | 0 | 98,348 |
| Jul-17 | 0 | 109,972 | 0 | 109,972 | 0 | 0 | 34,443 | 0 | 34,443 | 0 | 144,415 |
| Aug-17 | 0 | 240,745 | 0 | 240,745 | 0 | 0 | 0 | 0 | 0 | 0 | 240,745 |
| MECHEM | 0 | 0 | 0 | 0 | 0 | 0 | 0 | 0 | 0 | 812,195 | 812,195 |
| Mar-17 | 0 | 0 | 0 | 0 | 0 | 0 | 0 | 0 | 0 | 0 | 0 |
| Apr-17 | 0 | 0 | 0 | 0 | 0 | 0 | 0 | 0 | 0 | 812,195 | 812,195 |
| May-17 | 0 | 0 | 0 | 0 | 0 | 0 | 0 | 0 | 0 | 0 | 0 |
| Jun-17 | 0 | 0 | 0 | 0 | 0 | 0 | 0 | 0 | 0 | 0 | 0 |
| Danish Church Aid | 6,761 | 0 | 0 | 6,761 | 0 | 10,995 | 0 | 0 | 10,995 | 0 | 17,756 |
| Jan-17 | 3,525 | 0 | 0 | 3,525 | 0 | 0 | 0 | 0 | 0 | 0 | 3,525 |
| Feb-17 | 1,734 | 0 | 0 | 1,734 | 0 | 0 | 0 | 0 | 0 | 0 | 1,734 |
| Mar-17 | 586 | 0 | 0 | 586 | 0 | 0 | 0 | 0 | 0 | 0 | 586 |
| Apr-17 | 335 | 0 | 0 | 335 | 0 | 0 | 0 | 0 | 0 | 0 | 335 |
| May-17 | 581 | 0 | 0 | 581 | 0 | 841 | 0 | 0 | 841 | 0 | 1,422 |
| Jun-17 | 0 | 0 | 0 | 0 | 0 | 8,128 | 0 | 0 | 8,128 | 0 | 8,128 |
| Jul-17 | 0 | 0 | 0 | 0 | 0 | 2,026 | 0 | 0 | 2,026 | 0 | 2,026 |
| G4S | 12 | 835,003 | 4,428,415 | 5,263,430 | 0 | 61,468 | 490,038 | 0 | 551,506 | 1,049,701 | 6,864,637 |
| Jan-17 | 0 | 95,105 | 171,272 | 266,377 | 0 | 3,131 | 0 | 0 | 3,131 | 0 | 269,508 |
| Feb-17 | 10 | 82,088 | 980,488 | 1,062,586 | 0 | 2,438 | 0 | 0 | 2,438 | 14,994 | 1,080,018 |
| Mar-17 | 0 | 43,692 | 2,097,810 | 2,141,502 | 0 | 4,071 | 15,963 | 0 | 20,034 | 919,555 | 3,081,091 |
| Apr-17 | 2 | 39,227 | 34,675 | 73,904 | 0 | 15,809 | 159,917 | 0 | 175,726 | 89,899 | 339,529 |
| May-17 | 0 | 287,681 | 1,070,147 | 1,357,828 | 0 | 24,071 | 199,613 | 0 | 223,684 | 0 | 1,581,512 |
| Jun-17 | 0 | 287,210 | 74,023 | 361,233 | 0 | 3,509 | 114,545 | 0 | 118,054 | 25,253 | 504,540 |
| Jul-17 | 0 | 0 | 0 | 0 | 0 | 4,431 | 0 | 0 | 4,431 | 0 | 4,431 |
| Aug-17 | 0 | 0 | 0 | 0 | 0 | 4,008 | 0 | 0 | 4,008 | 0 | 4,008 |
| Danish Demining Group | 0 | 0 | 0 | 0 | 0 | 0 | 0 | 0 | 0 | 0 | 0 |
| Jan-17 | 0 | 0 | 0 | 0 | 0 | 0 | 0 | 0 | 0 | 0 | 0 |
| Feb-17 | 0 | 0 | 0 | 0 | 0 | 0 | 0 | 0 | 0 | 0 | 0 |
| Mar-17 | 0 | 0 | 0 | 0 | 0 | 0 | 0 | 0 | 0 | 0 | 0 |
| Apr-17 | 0 | 0 | 0 | 0 | 0 | 0 | 0 | 0 | 0 | 0 | 0 |
| May-17 | 0 | 0 | 0 | 0 | 0 | 0 | 0 | 0 | 0 | 0 | 0 |
| Jun-17 | 0 | 0 | 0 | 0 | 0 | 0 | 0 | 0 | 0 | 0 | 0 |
| Jul-17 | 0 | 0 | 0 | 0 | 0 | 0 | 0 | 0 | 0 | 0 | 0 |
| Aug-17 | 0 | 0 | 0 | 0 | 0 | 0 | 0 | 0 | 0 | 0 | 0 |
| TDI | 44 | 241,071 | 410,637 | 651,752 | 0 | 232,881 | 0 | 192,387 | 425,268 | 45,302 | 1,122,322 |
| Jan-17 | 4 | 8,400 | 62,800 | 71,204 | 0 | 95,047 | 0 | 36,200 | 131,247 | 45,298 | 247,749 |
| Feb-17 | 6 | 96,187 | 67,800 | 163,993 | 0 | 68,269 | 0 | 42,960 | 111,229 | 0 | 275,222 |
| Mar-17 | 10 | 3,815 | 50,450 | 54,275 | 0 | 5,003 | 0 | 19,380 | 24,383 | 0 | 78,658 |
| Apr-17 | 16 | 24,960 | 7,200 | 32,176 | 0 | 941 | 0 | 3,960 | 4,901 | 0 | 37,077 |
| May-17 | 5 | 39,946 | 57,970 | 97,921 | 0 | 81 | 0 | 30,524 | 30,605 | 0 | 128,526 |
| Jun-17 | 2 | 5,863 | 42,538 | 48,403 | 0 | 39,350 | 0 | 18,410 | 57,760 | 4 | 106,167 |
| Jul-17 | 0 | 900 | 1,200 | 2,100 | 0 | 23,550 | 0 | 18,670 | 42,220 | 0 | 44,320 |
| Aug-17 | 1 | 61,000 | 120,679 | 181,680 | 0 | 640 | 0 | 22,283 | 22,923 | 0 | 204,603 |
| Total | 6,817 | 1,754,894 | 4,847,122 | 6,608,833 | 0 | 307,875 | 524,481 | 192,387 | 1,024,743 | 1,907,198 | 9,540,774 |

Chart 2.1: Area Released

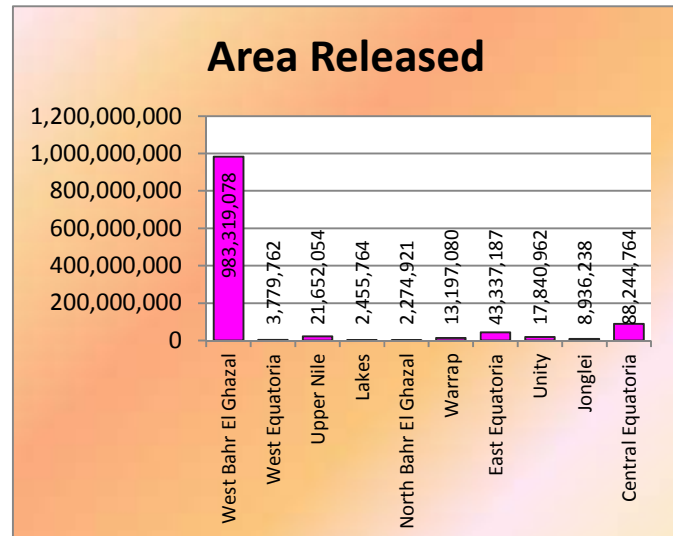
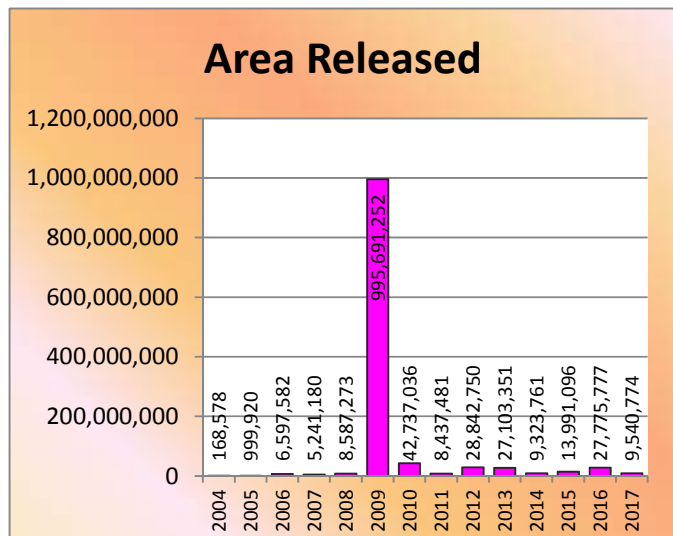
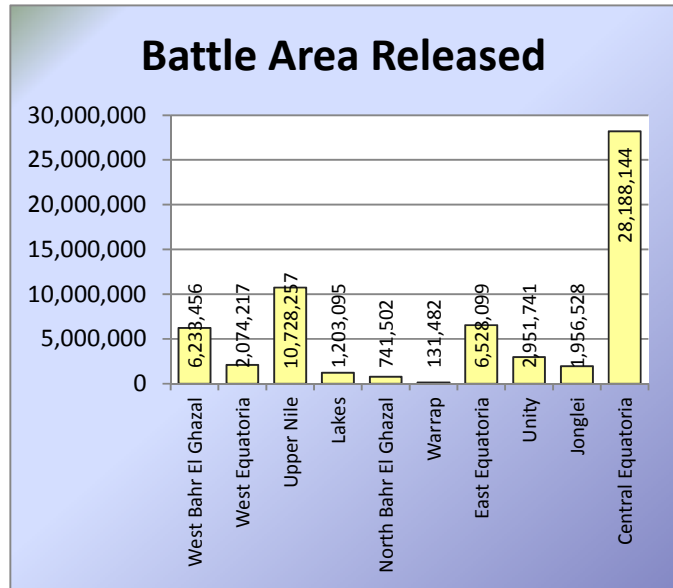
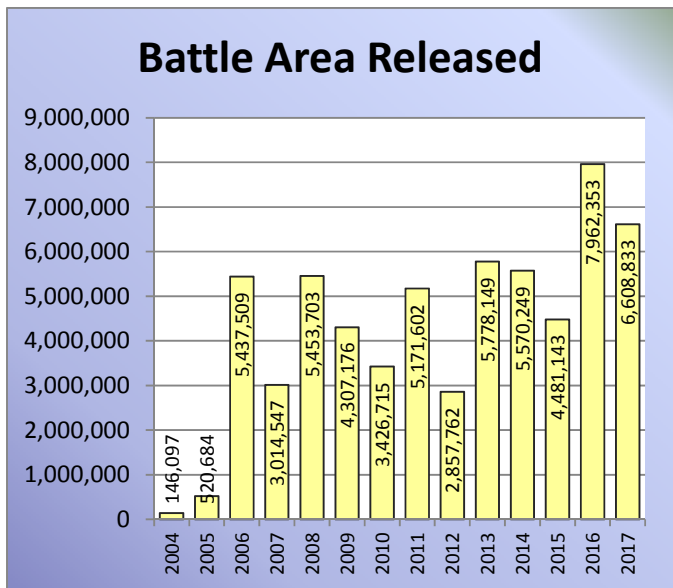
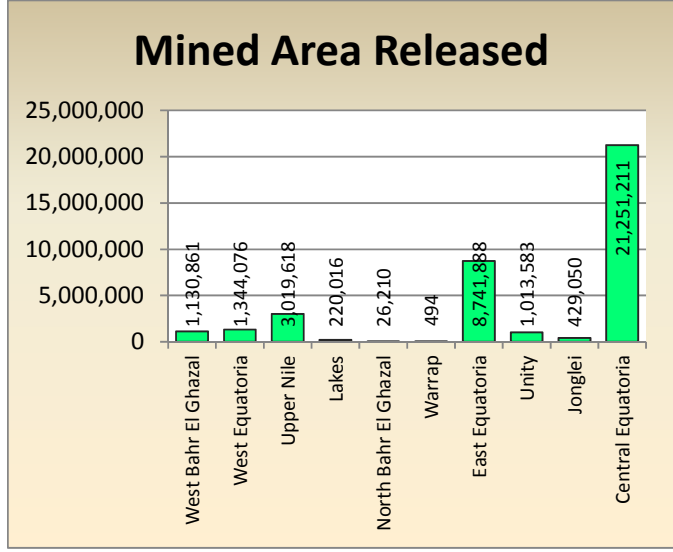
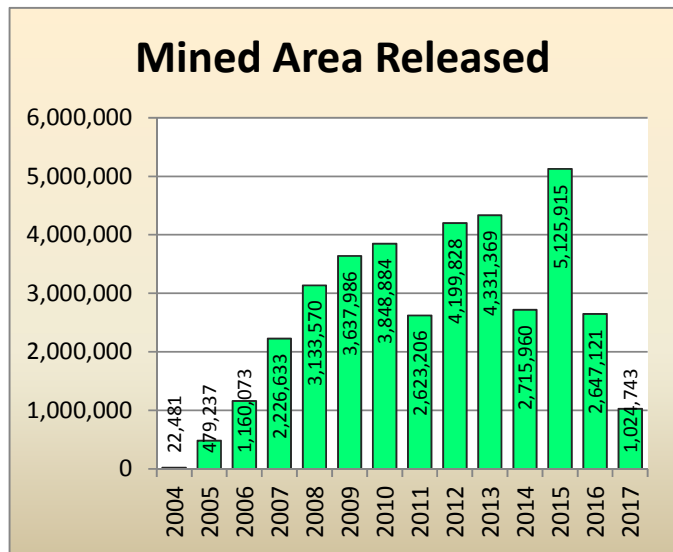


Table 2.4: Devices Destroyed by year:

| Year | AP | AT | UXO | SAA |
|--------------|---------------|--------------|----------------|------------------|
| 2004 | 73 | 411 | 109,955 | 37,632 |
| 2005 | 582 | 282 | 24,535 | 6,344 |
| 2006 | 1,585 | 470 | 97,180 | 154,927 |
| 2007 | 2,531 | 1,207 | 350,719 | 31,990 |
| 2008 | 7,596 | 250 | 70,169 | 182,991 |
| 2009 | 3,158 | 349 | 31,524 | 514,297 |
| 2010 | 6,916 | 666 | 55,567 | 561,838 |
| 2011 | 3,509 | 699 | 57,353 | 550,957 |
| 2012 | 1,278 | 156 | 20,510 | 209,715 |
| 2013 | 845 | 215 | 22,018 | 156,230 |
| 2014 | 880 | 357 | 15,245 | 126,901 |
| 2015 | 1,715 | 473 | 27,395 | 276,328 |
| 2016 | 585 | 200 | 20,190 | 201,589 |
| 2017 | 493 | 24 | 25,047 | 283,964 |
| Total | 31,746 | 5,759 | 927,407 | 3,295,703 |

Table 2.5: Devices Destroyed by State:

| Period | State | AP | AT | UXO | SAA |
|--------------|----------------------|--------------|----------------|------------------|-----------|
| August | West Bahr El Ghazal | 0 | 0 | 9 | 0 |
| | West Equatoria | 0 | 0 | 0 | 0 |
| | Upper Nile | 0 | 0 | 571 | 206 |
| | Lakes | 0 | 0 | 0 | 0 |
| | North Bahr El Ghazal | 0 | 0 | 0 | 0 |
| | Warrap | 0 | 0 | 0 | 0 |
| | East Equatoria | 0 | 0 | 331 | 0 |
| | Unity | 0 | 0 | 27 | 221 |
| | Jonglei | 1 | 0 | 290 | 151 |
| | Central Equatoria | 0 | 0 | 342 | 0 |
| Total | 1 | 0 | 1,570 | 578 | |
| Year 2017 | West Bahr El Ghazal | 0 | 0 | 1,533 | 363 |
| | West Equatoria | 0 | 0 | 0 | 0 |
| | Upper Nile | 1 | 4 | 5,411 | 17,148 |
| | Lakes | 0 | 1 | 66 | 12,055 |
| | North Bahr El Ghazal | 0 | 0 | 197 | 6,648 |
| | Warrap | 0 | 0 | 23 | 0 |
| | East Equatoria | 0 | 0 | 1,316 | 436 |
| | Unity | 0 | 5 | 3,446 | 24,930 |
| | Jonglei | 57 | 0 | 8,460 | 18,894 |
| | Central Equatoria | 435 | 14 | 4,595 | 203,490 |
| Total | 493 | 24 | 25,047 | 283,964 | |
| Total | West Bahr El Ghazal | 723 | 292 | 44,269 | 640,481 |
| | West Equatoria | 432 | 71 | 30,762 | 9,548 |
| | Upper Nile | 5,221 | 1,011 | 49,494 | 191,459 |
| | Lakes | 560 | 420 | 38,897 | 18,193 |
| | North Bahr El Ghazal | 7 | 6 | 6,312 | 20,547 |
| | Warrap | 62 | 33 | 10,926 | 32,483 |
| | East Equatoria | 3,169 | 769 | 190,268 | 368,030 |
| | Unity | 158 | 60 | 12,853 | 132,818 |
| | Jonglei | 4,494 | 413 | 51,909 | 536,815 |
| | Central Equatoria | 16,920 | 2,684 | 491,717 | 1,345,329 |
| Total | 31,746 | 5,759 | 927,407 | 3,295,703 | |

Table 2.6: Devices Destroyed by Organization Year 2017

| Org/Month | AP | AT | UXO | SAA |
|------------------------------|------------|-----------|---------------|----------------|
| Mine Advisory Group | 248 | 5 | 1,002 | 1 |
| Jan-17 | 0 | 2 | 63 | 0 |
| Feb-17 | 0 | 0 | 110 | 0 |
| Mar-17 | 2 | 0 | 77 | 0 |
| Apr-17 | 136 | 0 | 61 | 1 |
| May-17 | 97 | 2 | 197 | 0 |
| Jun-17 | 3 | 1 | 131 | 0 |
| Jul-17 | 10 | 0 | 117 | 0 |
| Aug-17 | 0 | 0 | 246 | 0 |
| MECHEM | 0 | 0 | 216 | 150 |
| Mar-17 | 0 | 0 | 201 | 150 |
| Apr-17 | 0 | 0 | 5 | 0 |
| May-17 | 0 | 0 | 9 | 0 |
| Jun-17 | 0 | 0 | 1 | 0 |
| Danish Church Aid | 6 | 2 | 1,722 | 10,547 |
| Jan-17 | 0 | 0 | 42 | 0 |
| Feb-17 | 1 | 0 | 951 | 3,970 |
| Mar-17 | 0 | 0 | 648 | 5,548 |
| Apr-17 | 0 | 0 | 17 | 1,029 |
| May-17 | 0 | 1 | 29 | 0 |
| Jun-17 | 3 | 1 | 29 | 0 |
| Jul-17 | 2 | 0 | 6 | 0 |
| G4S | 217 | 14 | 19,958 | 204,522 |
| Jan-17 | 6 | 1 | 382 | 2,348 |
| Feb-17 | 2 | 1 | 5,912 | 18,071 |
| Mar-17 | 26 | 0 | 376 | 31,480 |
| Apr-17 | 137 | 3 | 9,829 | 115,992 |
| May-17 | 29 | 8 | 394 | 3,551 |
| Jun-17 | 11 | 1 | 926 | 16,195 |
| Jul-17 | 5 | 0 | 1,151 | 16,528 |
| Aug-17 | 1 | 0 | 988 | 357 |
| Danish Demining Group | 1 | 3 | 298 | 1,404 |
| Jan-17 | 0 | 0 | 28 | 63 |
| Feb-17 | 1 | 0 | 70 | 96 |
| Mar-17 | 0 | 0 | 25 | 70 |
| Apr-17 | 0 | 0 | 72 | 238 |
| May-17 | 0 | 0 | 59 | 481 |
| Jun-17 | 0 | 1 | 18 | 23 |
| Jul-17 | 0 | 2 | 21 | 235 |
| Aug-17 | 0 | 0 | 5 | 198 |
| TDI | 21 | 0 | 1,851 | 67,340 |
| Jan-17 | 0 | 0 | 5 | 76 |
| Feb-17 | 0 | 0 | 29 | 5,391 |
| Mar-17 | 0 | 0 | 11 | 5 |
| Apr-17 | 0 | 0 | 112 | 37,567 |
| May-17 | 0 | 0 | 13 | 23,838 |
| Jun-17 | 21 | 0 | 368 | 0 |
| Jul-17 | 0 | 0 | 982 | 440 |
| Aug-17 | 0 | 0 | 331 | 23 |
| Total | 493 | 24 | 25,047 | 283,964 |

Chart 2.2: Devices Destroyed


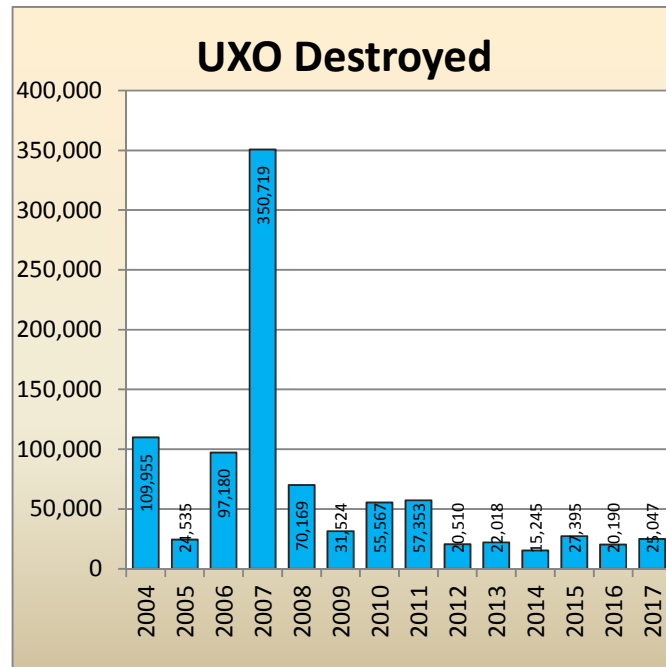
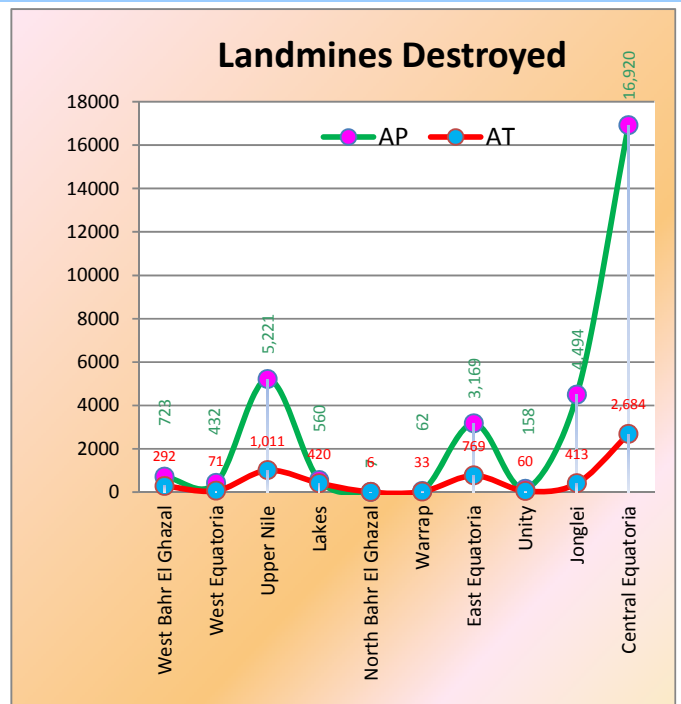
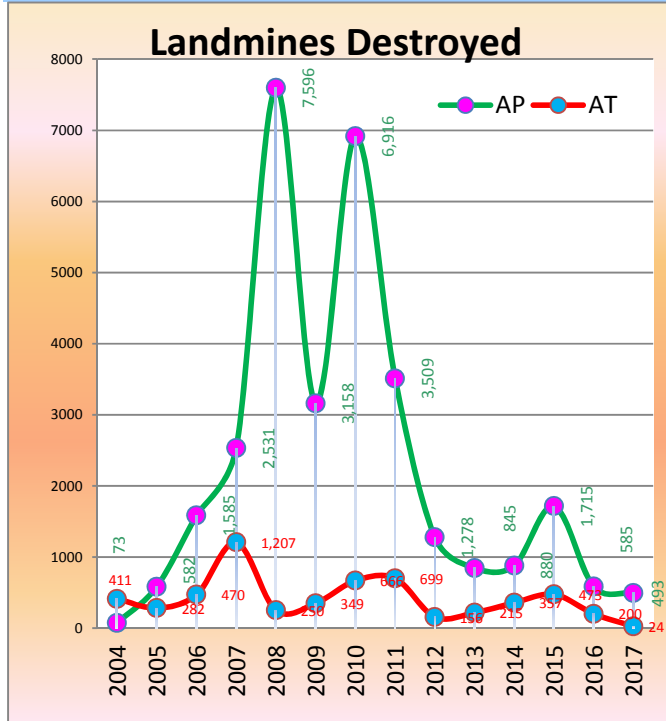


Table 2.7: Casualties by States:

| Per. | State | Killed | | | | | | Injured | | | | | | Total |
|--------------|----------------------|------------|------------|-----------|------------|---------------|--------------|------------|------------|------------|--------------|---------------|--------------|-------|
| | | Men | Women | Boys | Girls | Not Specified | Total | Men | Women | Boys | Girls | Not Specified | Total | |
| August | West Bahr El Ghazal | 0 | 0 | 0 | 0 | 0 | 0 | 0 | 0 | 0 | 0 | 0 | 0 | 0 |
| | West Equatoria | 0 | 0 | 0 | 0 | 0 | 0 | 0 | 0 | 0 | 0 | 0 | 0 | 0 |
| | Upper Nile | 0 | 0 | 0 | 0 | 0 | 0 | 0 | 0 | 0 | 0 | 0 | 0 | 0 |
| | Lakes | 0 | 0 | 0 | 0 | 0 | 0 | 0 | 0 | 0 | 0 | 0 | 0 | 0 |
| | North Bahr El Ghazal | 0 | 0 | 0 | 0 | 0 | 0 | 0 | 0 | 0 | 0 | 0 | 0 | 0 |
| | Warrap | 0 | 0 | 0 | 0 | 0 | 0 | 0 | 0 | 0 | 0 | 0 | 0 | 0 |
| | East Equatoria | 0 | 0 | 0 | 0 | 0 | 0 | 0 | 0 | 0 | 0 | 0 | 0 | 0 |
| | Unity | 0 | 0 | 0 | 0 | 0 | 0 | 0 | 0 | 0 | 0 | 0 | 0 | 0 |
| | Jonglei | 0 | 0 | 0 | 0 | 0 | 0 | 0 | 0 | 0 | 0 | 0 | 0 | 0 |
| | Central Equatoria | 0 | 0 | 0 | 0 | 0 | 0 | 0 | 0 | 0 | 0 | 0 | 0 | 0 |
| Total | 0 | 0 | 0 | 0 | 0 | 0 | 0 | 0 | 0 | 0 | 0 | 0 | 0 | |
| Year 2017 | West Bahr El Ghazal | 0 | 0 | 1 | 1 | 0 | 2 | 0 | 0 | 1 | 1 | 0 | 2 | 4 |
| | West Equatoria | 0 | 0 | 0 | 0 | 0 | 0 | 0 | 0 | 0 | 0 | 0 | 0 | 0 |
| | Upper Nile | 0 | 0 | 0 | 0 | 0 | 0 | 1 | 0 | 3 | 0 | 0 | 4 | 4 |
| | Lakes | 0 | 0 | 0 | 0 | 0 | 0 | 0 | 0 | 0 | 0 | 0 | 0 | 0 |
| | North Bahr El Ghazal | 0 | 0 | 2 | 1 | 0 | 3 | 1 | 1 | 0 | 1 | 0 | 3 | 6 |
| | Warrap | 0 | 0 | 0 | 0 | 0 | 0 | 0 | 0 | 0 | 0 | 0 | 0 | 0 |
| | East Equatoria | 0 | 0 | 0 | 0 | 0 | 0 | 0 | 0 | 2 | 0 | 0 | 2 | 2 |
| | Unity | 0 | 0 | 0 | 0 | 0 | 0 | 1 | 0 | 6 | 1 | 0 | 8 | 8 |
| | Jonglei | 0 | 0 | 0 | 0 | 0 | 0 | 0 | 2 | 4 | 0 | 0 | 6 | 6 |
| | Central Equatoria | 0 | 0 | 1 | 0 | 0 | 1 | 1 | 0 | 7 | 1 | 0 | 9 | 10 |
| Total | 0 | 0 | 4 | 2 | 0 | 6 | 4 | 3 | 23 | 4 | 0 | 34 | 40 | |
| Total | West Bahr El Ghazal | 189 | 32 | 63 | 24 | 134 | 442 | 358 | 34 | 115 | 22 | 178 | 707 | 1,149 |
| | West Equatoria | 5 | 1 | 1 | 0 | 10 | 17 | 17 | 1 | 10 | 3 | 6 | 37 | 54 |
| | Upper Nile | 46 | 19 | 21 | 2 | 189 | 277 | 419 | 64 | 115 | 20 | 605 | 1,223 | 1,500 |
| | Lakes | 5 | 0 | 4 | 0 | 15 | 24 | 11 | 3 | 10 | 2 | 12 | 38 | 62 |
| | North Bahr El Ghazal | 12 | 1 | 7 | 1 | 6 | 27 | 23 | 4 | 16 | 7 | 6 | 56 | 83 |
| | Warrap | 17 | 0 | 8 | 0 | 4 | 29 | 69 | 3 | 15 | 1 | 18 | 106 | 135 |
| | East Equatoria | 15 | 0 | 10 | 0 | 19 | 44 | 39 | 5 | 19 | 3 | 50 | 116 | 160 |
| | Unity | 29 | 5 | 6 | 2 | 55 | 97 | 184 | 48 | 51 | 10 | 116 | 409 | 506 |
| | Jonglei | 13 | 5 | 7 | 2 | 54 | 81 | 111 | 12 | 36 | 4 | 123 | 286 | 367 |
| | Central Equatoria | 124 | 47 | 44 | 17 | 96 | 328 | 258 | 51 | 87 | 31 | 188 | 615 | 943 |
| Total | 455 | 110 | 171 | 48 | 582 | 1,366 | 1,489 | 225 | 474 | 103 | 1,302 | 3,593 | 4,959 | |

Table 2.8: Casualties by Year:

| Year | Killed | | | | | | Injured | | | | | | Total |
|--------------|-----------|----------|-----------|-----------|---------------|------------|------------|-----------|------------|-----------|---------------|------------|------------|
| | Men | Women | Boys | Girls | Not Specified | Total | Men | Women | Boys | Girls | Not Specified | Total | |
| 2006 | 3 | 2 | 2 | 1 | 19 | 27 | 24 | 7 | 11 | 2 | 55 | 99 | 126 |
| 2007 | 6 | 0 | 2 | 2 | 10 | 20 | 21 | 7 | 7 | 2 | 18 | 55 | 75 |
| 2008 | 2 | 0 | 1 | 0 | 5 | 8 | 17 | 3 | 5 | 3 | 13 | 41 | 49 |
| 2009 | 5 | 0 | 5 | 0 | 8 | 18 | 45 | 14 | 8 | 2 | 16 | 85 | 103 |
| 2010 | 7 | 2 | 9 | 2 | 3 | 23 | 31 | 7 | 27 | 5 | 7 | 77 | 100 |
| 2011 | 6 | 1 | 2 | 0 | 54 | 63 | 22 | 4 | 7 | 2 | 75 | 110 | 173 |
| 2012 | 0 | 0 | 3 | 0 | 2 | 5 | 1 | 2 | 0 | 0 | 4 | 7 | 12 |
| 2013 | 1 | 0 | 9 | 7 | 1 | 18 | 5 | 4 | 16 | 2 | 1 | 28 | 46 |
| 2014 | 4 | 0 | 1 | 2 | 0 | 7 | 11 | 2 | 15 | 6 | 0 | 34 | 41 |
| 2015 | 8 | 1 | 9 | 1 | 0 | 19 | 19 | 2 | 30 | 6 | 0 | 57 | 76 |
| 2016 | 7 | 3 | 3 | 0 | 0 | 13 | 16 | 1 | 11 | 3 | 1 | 32 | 45 |
| 2017 | 0 | 0 | 4 | 2 | 0 | 6 | 4 | 3 | 23 | 4 | 0 | 34 | 40 |
| Total | 49 | 9 | 50 | 17 | 102 | 227 | 216 | 56 | 160 | 37 | 190 | 659 | 886 |

Chart 2.3: Casualties

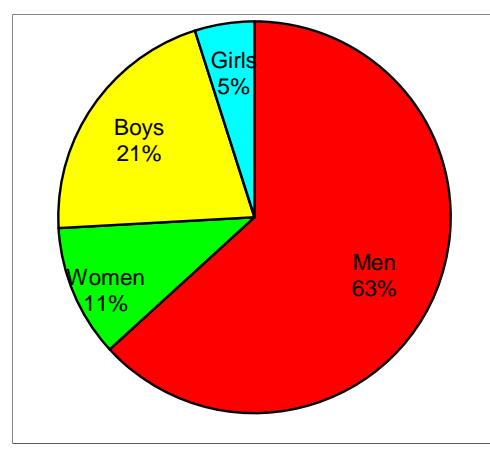
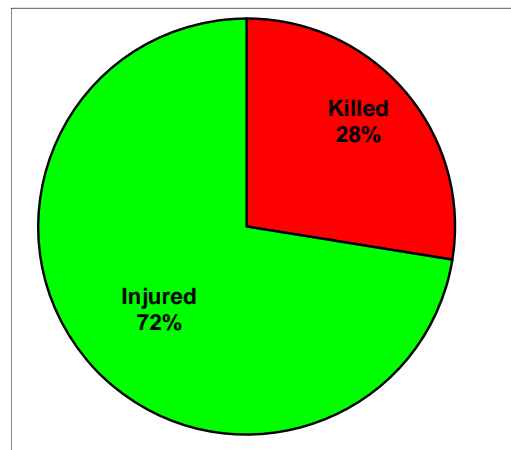
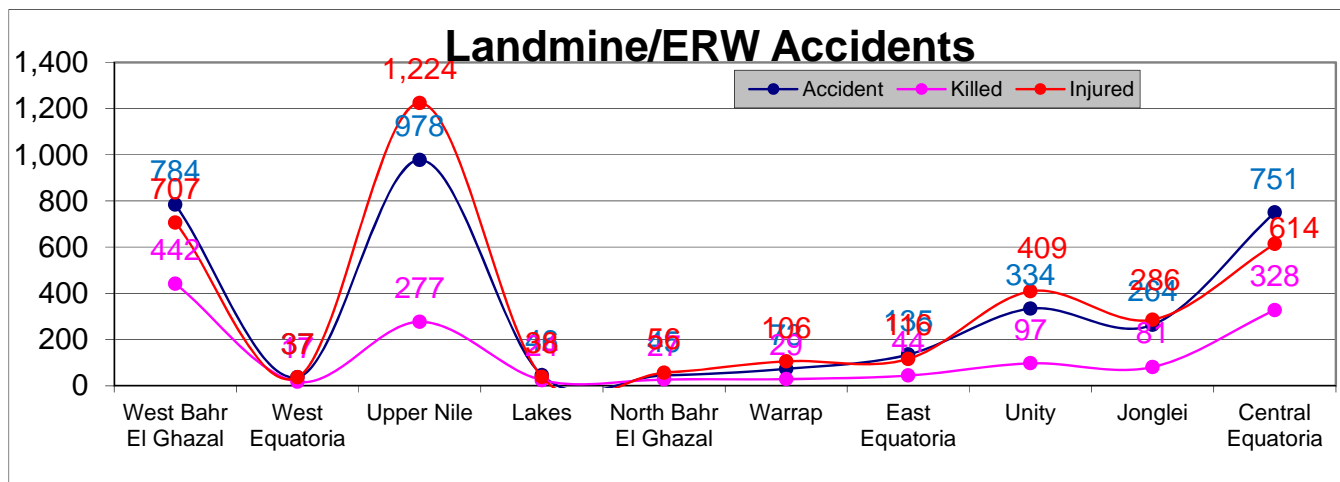
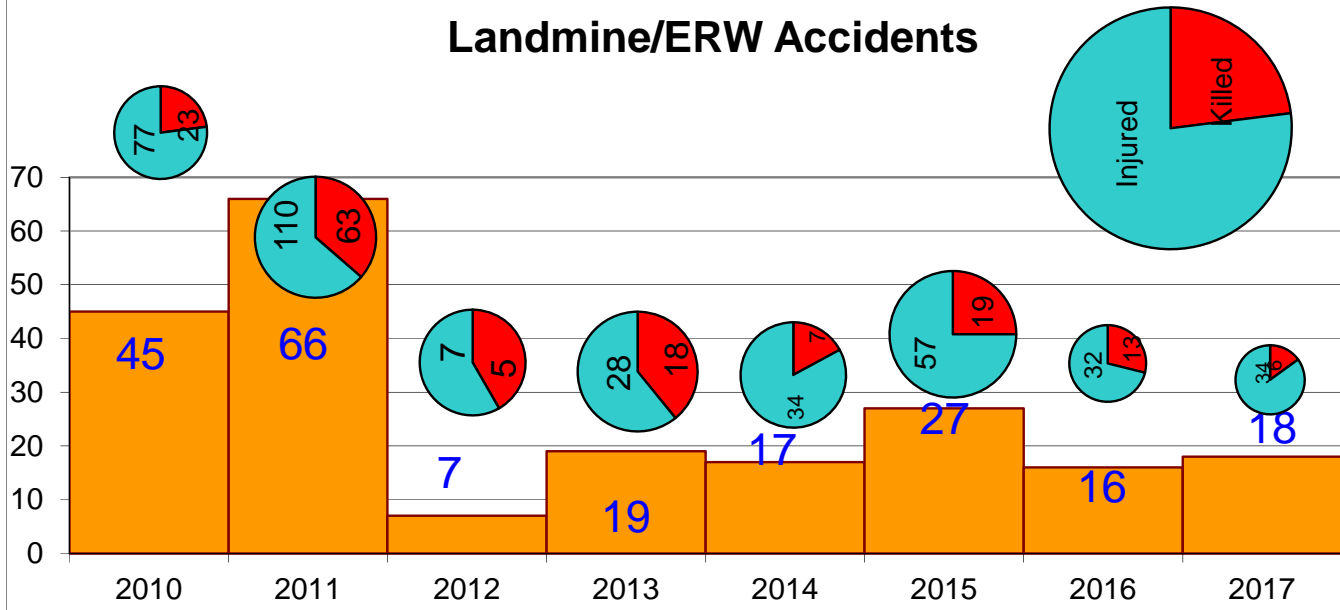


Table 2.9: MRE by State

| Period | State | Boys | Girls | Men | Women | Total |
|--------------|----------------------|------------------|----------------|----------------|----------------|------------------|
| August | West Bahr El Ghazal | 361 | 381 | 189 | 153 | 1,084 |
| | Upper Nile | 2,357 | 2,397 | 1,902 | 2,424 | 9,080 |
| | Warrap | 37 | 44 | 32 | 20 | 133 |
| | East Equatoria | 122 | 126 | 751 | 264 | 1,263 |
| | Unity | 2,625 | 2,407 | 1,168 | 2,059 | 8,259 |
| | Jonglei | 676 | 450 | 400 | 349 | 1,875 |
| | Central Equatoria | 2,331 | 2,130 | 1,624 | 1,759 | 7,844 |
| | Total | 8,509 | 7,935 | 6,066 | 7,028 | 29,538 |
| Year 2017 | West Bahr El Ghazal | 2,754 | 2,713 | 1,786 | 1,807 | 9,060 |
| | Upper Nile | 15,777 | 14,913 | 6,740 | 9,173 | 46,603 |
| | Lakes | 1,617 | 1,186 | 940 | 893 | 4,636 |
| | North Bahr El Ghazal | 476 | 340 | 323 | 327 | 1,466 |
| | Warrap | 97 | 100 | 96 | 70 | 363 |
| | East Equatoria | 515 | 421 | 1,463 | 574 | 2,973 |
| | Unity | 13,010 | 11,051 | 6,491 | 7,685 | 38,237 |
| | Jonglei | 6,479 | 5,373 | 3,665 | 3,665 | 19,182 |
| | Central Equatoria | 28,046 | 25,501 | 21,797 | 21,082 | 96,426 |
| Total | 68,771 | 61,598 | 43,301 | 45,276 | 218,946 | |
| Total | West Bahr El Ghazal | 67,650 | 29,773 | 26,572 | 23,400 | 147,395 |
| | West Equatoria | 58,223 | 43,522 | 39,540 | 26,320 | 167,605 |
| | Upper Nile | 196,326 | 154,493 | 96,703 | 111,339 | 558,861 |
| | Lakes | 19,661 | 15,638 | 12,737 | 8,909 | 56,945 |
| | North Bahr El Ghazal | 11,298 | 7,740 | 5,153 | 7,035 | 31,226 |
| | Warrap | 19,032 | 11,198 | 15,268 | 10,208 | 55,706 |
| | East Equatoria | 240,951 | 162,847 | 149,769 | 90,121 | 643,688 |
| | Unity | 107,363 | 85,133 | 76,190 | 77,355 | 346,041 |
| | Jonglei | 159,171 | 127,277 | 112,480 | 98,795 | 497,723 |
| | Out side | 28,420 | 22,113 | 53,148 | 38,459 | 142,140 |
| | Central Equatoria | 258,577 | 181,611 | 208,394 | 125,184 | 773,766 |
| | Total | 1,166,672 | 841,345 | 795,954 | 617,125 | 3,421,096 |

Table 2.10: MRE by Year

| Year | Boys | Girls | Men | Women | Total |
|--------------|------------------|----------------|----------------|----------------|------------------|
| 2004 | 0 | 0 | 508 | 374 | 882 |
| 2005 | 1,897 | 1,774 | 13,830 | 989 | 18,490 |
| 2006 | 26,037 | 17,955 | 85,698 | 26,742 | 156,432 |
| 2007 | 205,814 | 42,768 | 132,502 | 40,192 | 421,276 |
| 2008 | 127,274 | 103,429 | 87,811 | 80,074 | 398,588 |
| 2009 | 87,739 | 73,017 | 64,455 | 55,795 | 281,006 |
| 2010 | 54,114 | 45,380 | 33,702 | 26,363 | 159,559 |
| 2011 | 64,538 | 51,173 | 26,781 | 21,649 | 164,141 |
| 2012 | 101,885 | 85,420 | 48,391 | 49,020 | 284,716 |
| 2013 | 78,197 | 58,628 | 56,021 | 54,505 | 247,351 |
| 2014 | 54,892 | 45,214 | 33,390 | 34,159 | 167,655 |
| 2015 | 170,762 | 145,563 | 98,006 | 102,440 | 516,771 |
| 2016 | 124,752 | 109,426 | 71,558 | 79,547 | 385,283 |
| 2017 | 68,771 | 61,598 | 43,301 | 45,276 | 218,946 |
| Total | 1,166,672 | 841,345 | 795,954 | 617,125 | 3,421,096 |

Table 2.11: MRE by Organization Year 2017

| Org/Month | Boys | Girls | Men | Women | Total |
|------------------------------|---------------|---------------|---------------|---------------|---------------|
| Mine Advisory Group | 8,014 | 8,035 | 6,097 | 6,774 | 28,920 |
| Jan-17 | 225 | 203 | 325 | 343 | 1,096 |
| Feb-17 | 546 | 575 | 476 | 574 | 2,171 |
| Mar-17 | 869 | 757 | 496 | 477 | 2,599 |
| Apr-17 | 942 | 971 | 676 | 712 | 3,301 |
| May-17 | 1,099 | 1,173 | 956 | 1,071 | 4,299 |
| Jun-17 | 1,310 | 1,283 | 933 | 1,089 | 4,615 |
| Jul-17 | 1,569 | 1,614 | 1,142 | 1,232 | 5,557 |
| Aug-17 | 1,454 | 1,459 | 1,093 | 1,276 | 5,282 |
| MECHEM | 178 | 124 | 183 | 143 | 628 |
| May-17 | 56 | 25 | 68 | 71 | 220 |
| Jun-17 | 122 | 99 | 115 | 72 | 408 |
| Media Theatre Team | 9,788 | 8,805 | 2,427 | 3,501 | 24,521 |
| Jan-17 | 765 | 768 | 291 | 428 | 2,252 |
| Feb-17 | 765 | 743 | 309 | 426 | 2,243 |
| Mar-17 | 1,439 | 1,212 | 247 | 324 | 3,222 |
| Apr-17 | 1,430 | 1,245 | 274 | 366 | 3,315 |
| May-17 | 1,527 | 1,400 | 341 | 563 | 3,831 |
| Jun-17 | 1,572 | 1,418 | 311 | 446 | 3,747 |
| Jul-17 | 1,615 | 1,407 | 364 | 516 | 3,902 |
| Aug-17 | 675 | 612 | 290 | 432 | 2,009 |
| Danish Church Aid | 11,265 | 10,804 | 8,987 | 9,123 | 40,179 |
| Jan-17 | 740 | 941 | 580 | 638 | 2,899 |
| Feb-17 | 1,234 | 1,166 | 1,138 | 1,159 | 4,697 |
| Mar-17 | 2,203 | 2,163 | 1,564 | 1,590 | 7,520 |
| Apr-17 | 1,181 | 1,638 | 1,002 | 1,607 | 5,428 |
| May-17 | 2,627 | 1,854 | 2,052 | 1,329 | 7,862 |
| Jun-17 | 2,454 | 2,186 | 2,036 | 1,534 | 8,210 |
| Jul-17 | 613 | 636 | 490 | 1,116 | 2,855 |
| Aug-17 | 213 | 220 | 125 | 150 | 708 |
| G4S | 23,731 | 19,730 | 13,008 | 14,681 | 71,150 |
| Jan-17 | 1,285 | 1,177 | 937 | 986 | 4,385 |
| Feb-17 | 1,790 | 1,477 | 757 | 1,027 | 5,051 |
| Mar-17 | 2,033 | 1,853 | 1,158 | 1,433 | 6,477 |
| Apr-17 | 2,572 | 2,416 | 1,582 | 2,007 | 8,577 |
| May-17 | 4,157 | 3,523 | 2,958 | 3,269 | 13,907 |
| Jun-17 | 6,188 | 4,671 | 2,622 | 2,656 | 16,137 |
| Jul-17 | 2,790 | 2,246 | 1,478 | 1,697 | 8,211 |
| Aug-17 | 2,916 | 2,367 | 1,516 | 1,606 | 8,405 |
| Danish Demining Group | 10,139 | 9,158 | 4,885 | 7,580 | 31,762 |
| Jan-17 | 364 | 264 | 214 | 158 | 1,000 |
| Feb-17 | 1,602 | 1,258 | 513 | 697 | 4,070 |

| Org/Month | Boys | Girls | Men | Women | Total |
|--|---------------|---------------|---------------|---------------|----------------|
| Mar-17 | 1,541 | 1,412 | 521 | 668 | 4,142 |
| Apr-17 | 1,275 | 941 | 305 | 492 | 3,013 |
| May-17 | 555 | 527 | 235 | 297 | 1,614 |
| Jun-17 | 1,007 | 841 | 272 | 507 | 2,627 |
| Jul-17 | 1,565 | 1,655 | 1,071 | 1,862 | 6,153 |
| Aug-17 | 2,230 | 2,260 | 1,754 | 2,899 | 9,143 |
| United Nation Mine Action Service | 0 | 0 | 1,165 | 367 | 1,532 |
| Jan-17 | 0 | 0 | 104 | 16 | 120 |
| Feb-17 | 0 | 0 | 33 | 9 | 42 |
| Mar-17 | 0 | 0 | 149 | 51 | 200 |
| Apr-17 | 0 | 0 | 102 | 33 | 135 |
| May-17 | 0 | 0 | 172 | 49 | 221 |
| Jun-17 | 0 | 0 | 152 | 70 | 222 |
| Jul-17 | 0 | 0 | 260 | 59 | 319 |
| Aug-17 | 0 | 0 | 193 | 80 | 273 |
| TDI | 1,441 | 1,116 | 4,857 | 1,330 | 8,744 |
| Jan-17 | 6 | 3 | 361 | 34 | 404 |
| Feb-17 | 35 | 27 | 675 | 76 | 813 |
| Mar-17 | 332 | 234 | 530 | 90 | 1,186 |
| Apr-17 | 217 | 110 | 514 | 118 | 959 |
| May-17 | 91 | 66 | 678 | 113 | 948 |
| Jun-17 | 16 | 12 | 325 | 158 | 511 |
| Jul-17 | 271 | 196 | 765 | 239 | 1,471 |
| Aug-17 | 473 | 468 | 1,009 | 502 | 2,452 |
| Child Assistant Organistion | 1,469 | 1,162 | 1,003 | 736 | 4,370 |
| Jan-17 | 604 | 473 | 459 | 358 | 1,894 |
| Feb-17 | 562 | 469 | 266 | 193 | 1,490 |
| Mar-17 | 303 | 220 | 278 | 185 | 986 |
| WOCO | 2,746 | 2,664 | 689 | 1,041 | 7,140 |
| Jan-17 | 1,107 | 1,129 | 305 | 487 | 3,028 |
| Feb-17 | 176 | 143 | 43 | 125 | 487 |
| Mar-17 | 210 | 177 | 62 | 88 | 537 |
| Apr-17 | 119 | 134 | 15 | 62 | 330 |
| Jun-17 | 208 | 181 | 76 | 94 | 559 |
| Jul-17 | 378 | 351 | 102 | 102 | 933 |
| Aug-17 | 548 | 549 | 86 | 83 | 1,266 |
| Total | 68,771 | 61,598 | 43,301 | 45,276 | 218,946 |

Chart 2.4: MRE Audiences

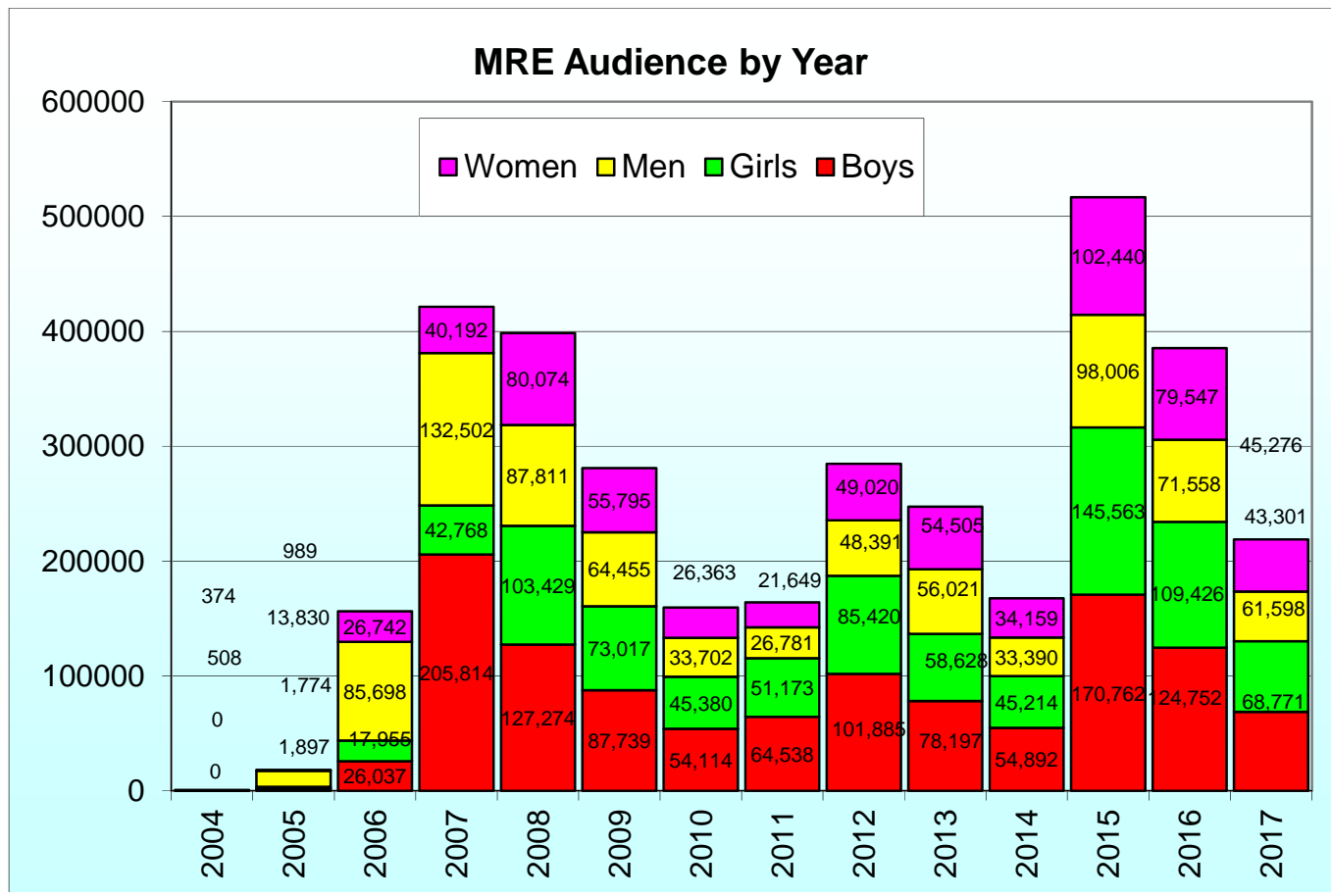
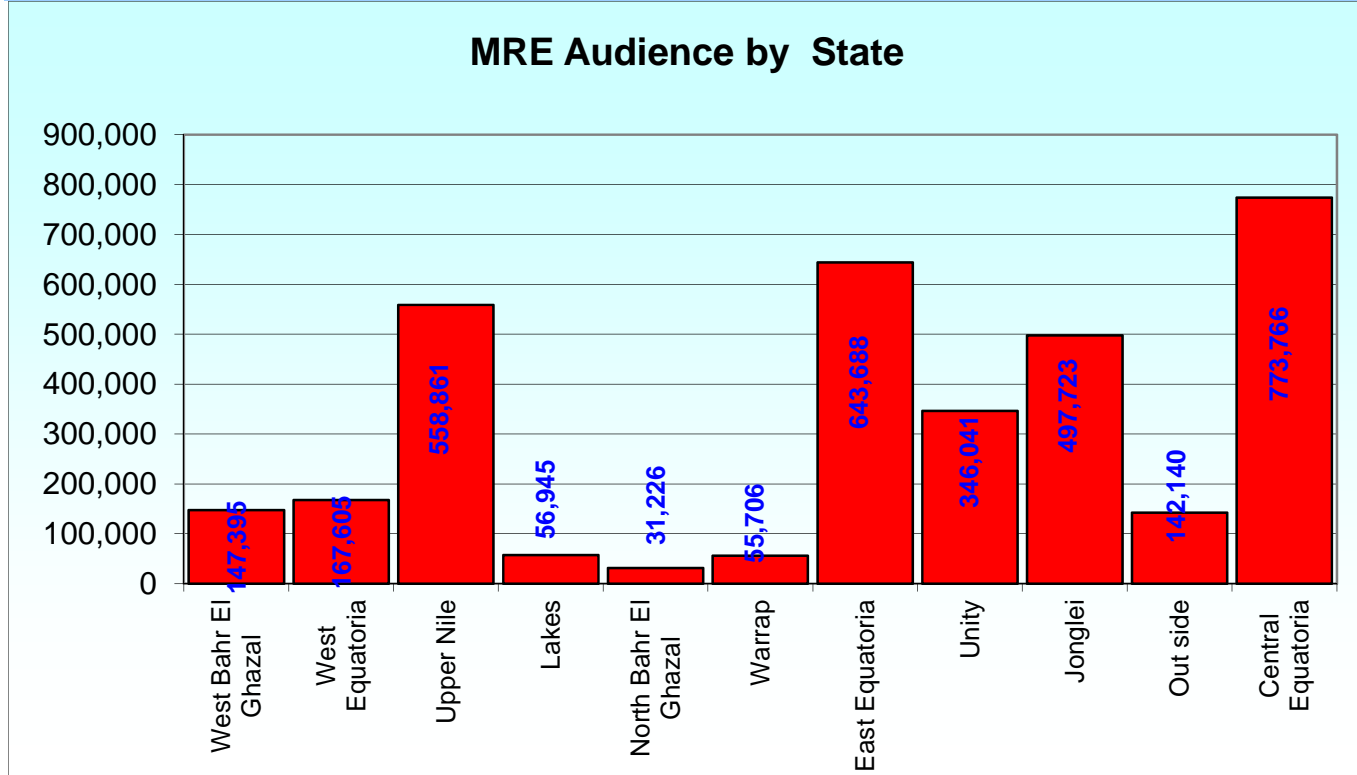


Table 2.12: Hazard Closed and Open by State

| State | Closed | Open | Total |
|----------------------|---------------|------------|---------------|
| West Bahr El Ghazal | 990 | 13 | 1,003 |
| West Equatoria | 909 | 41 | 950 |
| Upper Nile | 1,069 | 31 | 1,100 |
| Lakes | 282 | 4 | 286 |
| North Bahr El Ghazal | 276 | 2 | 278 |
| Warrap | 624 | 4 | 628 |
| East Equatoria | 2,874 | 197 | 3,071 |
| Unity | 1,237 | 15 | 1,252 |
| Jonglei | 1,439 | 102 | 1,541 |
| Central Equatoria | 4,939 | 264 | 5,203 |
| Total | 14,639 | 673 | 15,312 |

Table 2.13: Hazard Closed by Year:

| Year | Hazard closed |
|--------------|---------------|
| 2004 | 36 |
| 2005 | 65 |
| 2006 | 182 |
| 2007 | 614 |
| 2008 | 1,466 |
| 2009 | 1,215 |
| 2010 | 1,325 |
| 2011 | 646 |
| 2012 | 1,099 |
| 2013 | 1,520 |
| 2014 | 1,319 |
| 2015 | 1,963 |
| 2016 | 2,135 |
| 2017 | 1054 |
| Total | 14,639 |

Chart 2.5: Status of Hazard

